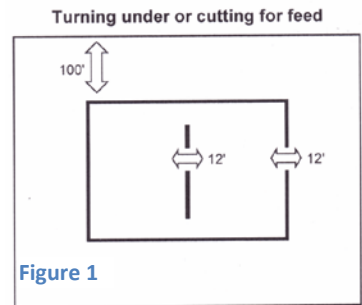
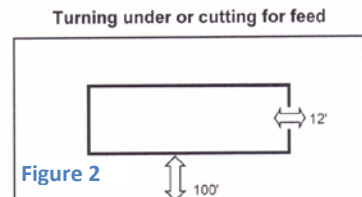


## Harvesting or Turning Crops Under Prior to Inspection for Hail Loss

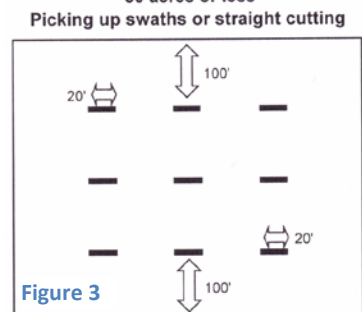
1. Where the crop is being **turned under** or **cut for feed**, leave standing a 12 foot wide strip, 100 feet in from the outside edge of the field, all the way around the field. For fields in **excess** of 80 acres, leave an additional strip down the centre of the field. (Figure 1). For fields less than 80 acres see Figure 2.
2. If the crop is ready **to swath, leave no crop standing**. Swath it all as the adjustment will be made from the swath. **Exception: leave standing samples of peas and lentils.**
3. Where a **swathed** crop is being harvested, leave three 20 foot lengths of swath on each side of the field, 100 feet in from the outside edge of the field. For fields in **excess** of 80 acres, leave three more additional 20 foot lengths of swath down the centre of the field. (Figure 3). For fields less than 80 acres see Figure 4.
4. Where the crop is being **straight combined**, the location of the evidence remains the same as stated for swathed crops in number three (3) above. The size is the width of the header by 20 feet long of crop.
5. If a hail claim has been filed and **sufficient undisturbed evidence of the crop has not been left for inspection**, the question of liability will be decided by Head Office.



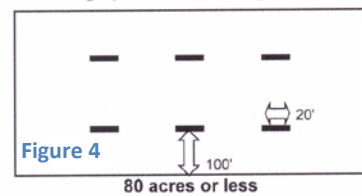
Over 80 acres



80 acres or less



Picking up swaths or straight cutting



80 acres or less